



Sustainable change is in the air

Air to Water Heat pumps



80
YEARS
AND COUNTING
— EST. 1936 —



TESTED
AND CERTIFIED



REMOTE
MANAGEMENT



SAVING UP
TO 70%
HEATING COSTS

COP

UP TO
5.1*
*A7/W35

Why Stanley Heat Pumps?

Warming homes for over 80 years, Stanley believe that everyone should be able to enjoy the cosy benefits of a Stanley. With a proven record in heating Irish homes, we are looking to the future and renewable energy in the form of air to water heat pumps.

With the Irish climate providing a plentiful supply of air it makes a perfect energy source for our Stanley range of heat pumps.



Air to Water Heat Pumps

Better for you, better for nature

Heat pumps are central heating systems that are an extremely efficient and cost effective method of heating your home. Heat from the air is absorbed at low temperature into a fluid using an external unit. This fluid then passes through a compressor or internal unit where its temperature is increased and transfers its higher temperature heat to the heating and hot water circuits of the house.

An air-to-water system distributes heat via your wet central heating system. Heat pumps work much more efficiently at a lower temperature than a standard boiler system. This makes them more suitable for underfloor heating systems or larger radiators, which give out heat at lower temperatures over longer periods of time.

Ideal for new builds or when renovating heating systems in existing buildings and their low noise emission make it ideal for family homes.



Optional smart controller management for your heating system



Be sure with a Stanley:

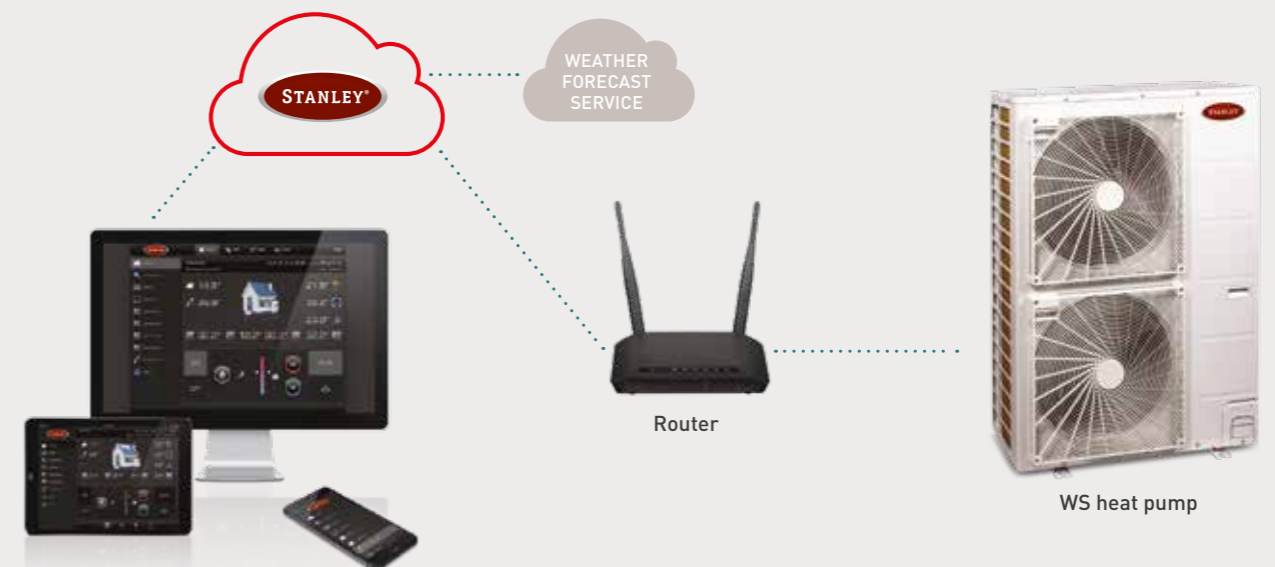
Take comfort in our heritage, superior support and quality.

- › **Heating Consultancy Support**
- › **SEAI Grant Support** – A grant for the installation of heat pumps is available from the SEAI. The grant will apply to houses built before 2011 and will be worth €3500. www.seai.ie
- › **Back up call centre technical support** – Our service team are here to help.
- › **Remote engineer diagnostic support** where your engineer can access your heat pump remotely and perform diagnostics.
- › **2 years product warranty** and online registration.

What do you gain by choosing a Stanley Heat pump?

A maximum balanced energy saving system for your carefree comfort

- › Air to Water – Split System
- › 7kW and 12kW Outputs
- › Silent Mode Function
- › 200 Litre DHW Cylinder - WSL 142
- › 50 Litre Buffer Tank - WSL 141 & 142
- › Range of operation from -20° to 40°C
- › Built In web module to control heat on the go
- › Compact External Housing
- › Twin Zone Capability
- › COP: 5.1
- › Energy Class: A++


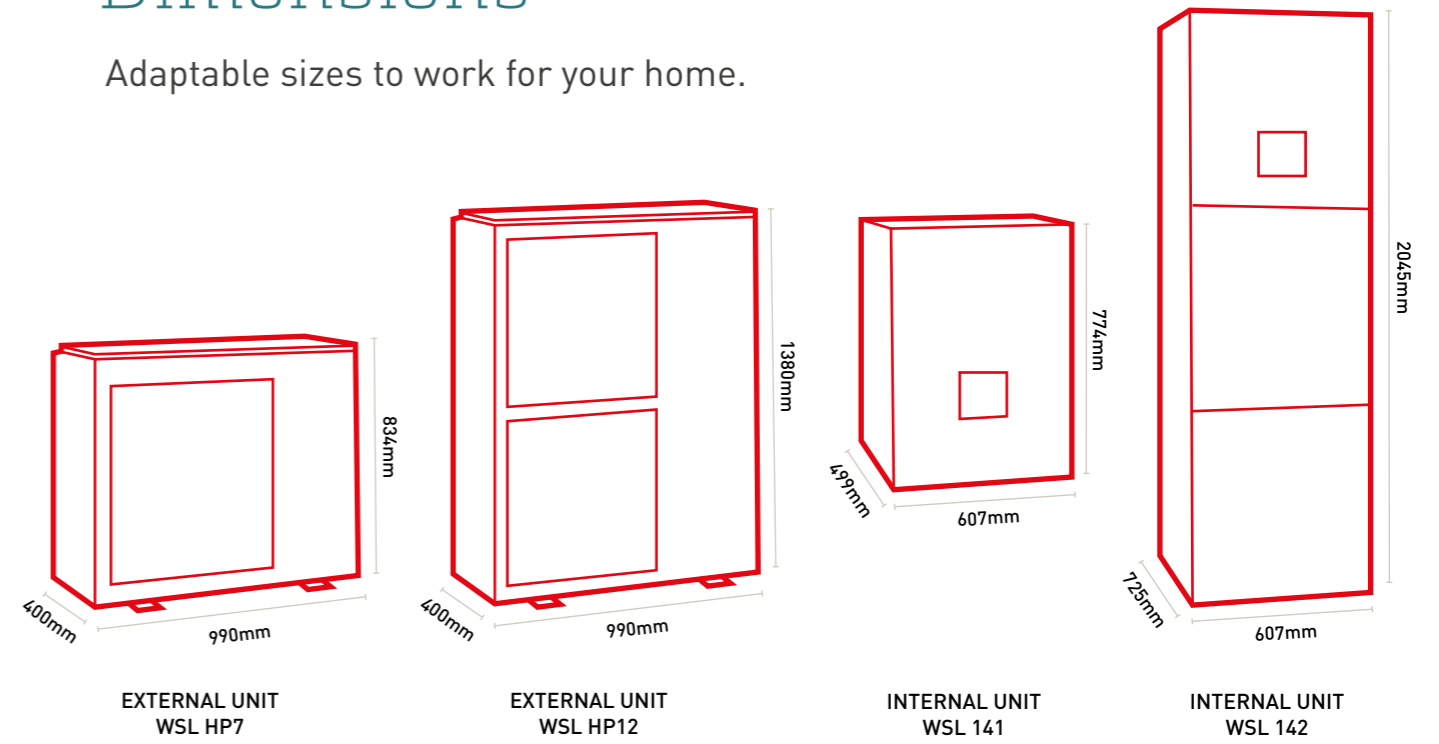


Designed to work beautifully



Dimensions

Adaptable sizes to work for your home.



- EMISSION REDUCTION** UP TO 60%
- TESTED AND CERTIFIED**
- REMOTE MANAGMENT**
- SAVING UP TO 70% HEATING COSTS**
- REMOTE DIAGNOSTIC**
- COP UP TO 5.1*** *A7/W35
- ENERGY CLASS A++**
- TÜVRheinland CERTIFIED**

*COP (coefficient of performance) - heating number: represents the ratio between gained heat energy and work used for the operation of the heat pump (electricity).
 ** TUV Third part certification for Heat Pumps

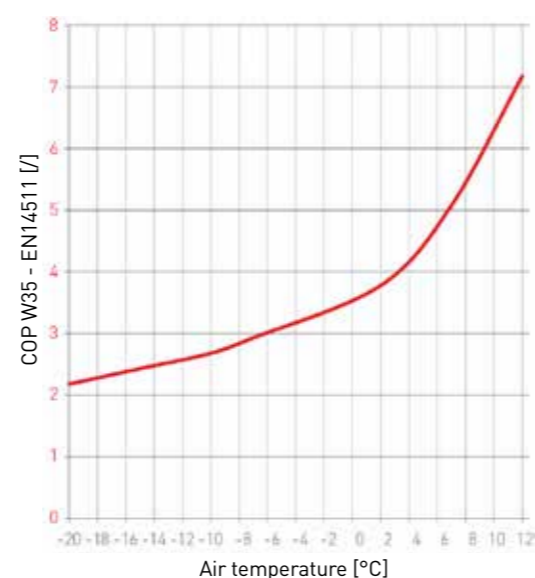
The Natural Solution to renewable energy



Comparative table of reference buildings

WSL HP7	Surface are (m ²)	Insulation (cm)	Heat loss (W)	Consumption Elko (l)	Proj. Temp. (°C)	Heating mode (°C)
Old house	80	5	5500	1500	-13	35
Newer house	95	10	5500	1500	-13	35
New building	120	15	5500	1500	-13	35
Low-energy	150	20	5500	1500	-13	35
Passive house	180	25	5500	1500	-13	35

WSL HP12	Surface are (m ²)	Insulation (cm)	Heat loss (W)	Consumption Elko (l)	Proj. Temp. (°C)	Heating mode (°C)
Old house	160	5	11000	3000	-13	35
Newer house	190	10	11000	3000	-13	35
New building	240	15	11000	3000	-13	35
Low-energy	300	20	11000	3000	-13	35



Capacity

Outdoor unit	WSL HP7	WSL HP12
Indoor unit	WSL 141 /	WSL 142
Heating	Heating power / electrical power / COP	
A2/W30-35	kW / kW / - 5,3 / 1,4 / 3,7	9,6 / 2,5 / 3,9
A7/W30-35	kW / kW / - 5,4 / 1,2 / 4,4	10,6 / 2,1 / 5,1
A7/W35	kW / kW / - 5,6 / 2,0 / 2,8	10,9 / 3,7 / 3,0
Cooling	Cooling power / electrical power / COP	
A35/W12-7	kW / kW / - 6,1 / 2,3 / 2,6	12,1 / 4,8 / 2,5
Energy class****	A**	

Additional data

Outdoor unit	WSL HP7	WSL HP12
Dimensions (WxHxD)	mm 990 x 834 x 400	990 x 1380 x 400
Mass	kg 77	126
Range of operation**	°C - 20 / 40	

Indoor unit	WSL 141	WSL 142
Dimensions (WxHxD)	mm 607x774x499	607 x 2045 x 725
Mass	kg 73	235
Position	wall	stand
Boiler Capacity	l /	200

Electrical data - outdoor & indoor unit

Outdoor unit	WSL HP7	WSL HP12
Indoor unit	WSL 141 /	WSL 142
1-phase connection		
Max. electrical power*	kW 9,1	10,8

Electrical data - outdoor unit

	WSL HP7	WSL HP12
1-phase connection		
Max. electric current	A 19	25
Max. electrical power	kW 4,5	6,2
Fuses	A 1 x C20	1 x C32

Electrical data - indoor unit

	WSL 141	WSL 142
1-phase connection		
Max. electric current	A 11,8	11,8
Max. electrical power	kW 2,6	2,6
Fuses	A 1 x C16	1 x C16

** compressor with full capacity | *** W35, EN 14825:2015 |
 **** W35, (EU) 811/2013, mild climate range
 * A-15/W50 | ** external air temperature min./max. | *** with DHW |
 **** electric boiler max. 2 x 2 kW (One-phase); 3 x 2 kW (three-phase);

Proud of our past, embracing the future

Stanley has been bringing warmth and comfort to homes for generations since its first product in Waterford in 1936.



Stanley Cookers awaiting transport from Bilberry, Waterford circa 1940. Photo with thanks to the Poole Photographic Collection and reproduced with the kind permission of the National Library.

Keeping you warm for generations

At Stanley we offer a comprehensive range of stoves and fires in a variety of fuels - electric, gas, wood, multifuel and pellet. Available in styles: Insert, Cassette, Built in, Double Sided, Wall Hung and Freestanding, there's a model to suit everyone's needs.

Designed to work beautifully

Rangemaster are the market leaders in range cooking. From the distinctive design of the Classic, to the contemporary styling of the Nexus, Rangemaster is famous for its style and functionality. Under the brand we also offer a range of built in gas and induction hobs, multi-function electric ovens, refrigeration, sinks and taps. Our other brands include: Stanley, Rayburn, Falcon, Mercury and Leisure sinks and taps.

Waterford Stanley Ltd.

Waterford Industrial Estate, Waterford

Republic of Ireland

Sales: 051 302 302

Services: 051 302 333

Northern Ireland

Sales and Services:

028 8772 2197

E: sales@waterfordstanley.com

E: service@waterfordstanley.com

waterfordstanley.com

The Waterford Stanley difference: We also offer the following...

